



EMS Brno

Data Acquisition Environment

Hardware – Software – Cloud application

www.emsbrno.cz

Wire connection with Scotchlock clips.


It perfectly suits replacement of gypsum blocks directly in the field. It saves money for buying new gypsum blocks with connectors. The new blocks can be easily connected to original connector without them having to be unscrewed.

The junction is made by notching of a sharp wedge slot into the wire. The junction is subsequently covered by silicon grease.

Do not strip wires before operation!

Following pictures will guide you through the process:


1. Set up





2. Insert wires inside the clip holes. To the end!



3. Put between good players jaws



4. Press - watch the wires don't slip off the holes.



Note that the orange head is fully inserted and does not overlap the transparent clip body. Also note the silicon outflow out of the clip.

5. Final arrangement should look like this:

